

OIL/AIR Coolers

Special Range / W-Line-Series




General Data and Details

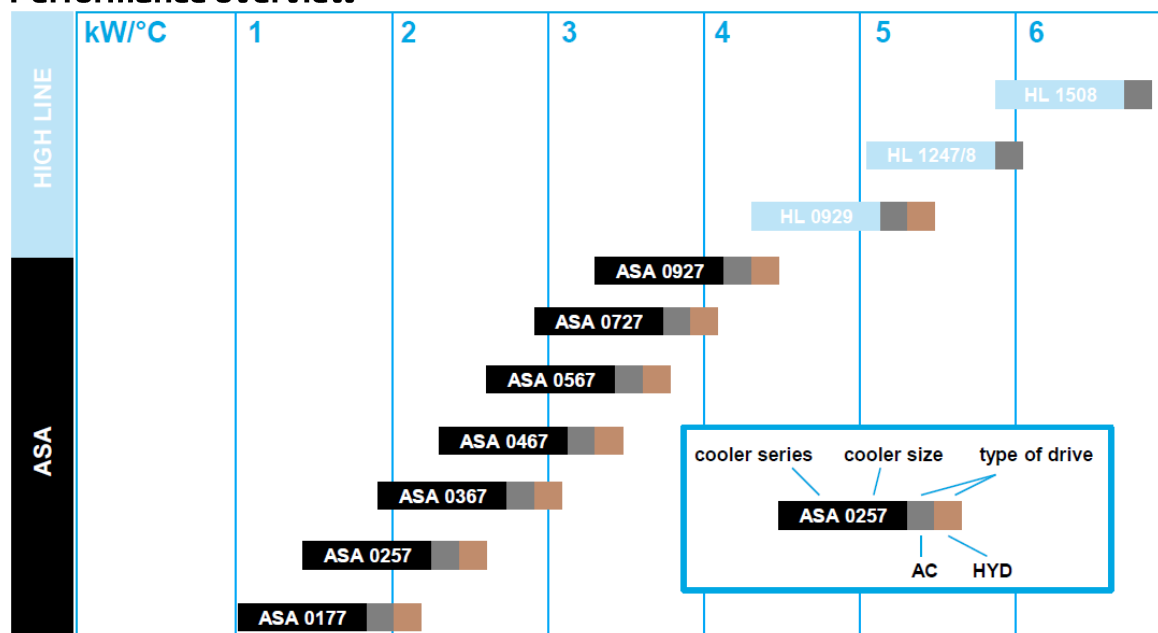
Our W series coolers are designed for high duration at aggressive environments as found in offshore, marine and coastal applications. More than 38 years in heat transfer equipment has made us a global leader in advanced technologies. This ensures you competitive pricing, consistent product performance and reliability.

The corrosion resistance of this series is successfully verified by salt spray tests according DIN EN ISO 9227. This is comparable to C5-M short of ISO 12944. We allow a degree of Ri3 according ISO 4628-3.

The available types are equipped with our well established asa universal connector system. Please check out the flexibility and benefits of this system at www.asahydraulik.com or contact us at support@asahydraulik.com.



Performance overview




Selection / Available Types

ASA series AC and Hydraulic	0177, 0257, 0367, 0467, 0567, 0727, 0927
HighLine series AC	HL 0929, 1247, 1248, 1508

Options / Accessories

The coolers can be customized by various options like internal bypass, temperature switches, asa universal connectors, etc. Also available are different voltages and frequencies for the electric motors. Hydraulic driven coolers can also be supplied with these specifications. The hydraulic motor has no special protection due to the complex and various applications. Please contact us for detailed information.



This data sheet and the corresponding scale drawings are to be used as a general guideline and technical overview of our products. Please contact us if more exact information is needed. As we are constantly improving our products, their characteristics, dimensions and weights may also change, although we do our best to incorporate these changes continually. asa assumes no liability for any information therein, any errors, omissions, misprints, nor any direct or indirect damages, losses or costs resulting therefrom. Any cooling performances and general technical values indicated in this catalogue are measured at a test bench according to asa testing procedures or calculated, based on such tests. Due to different conditions in testing and application environments the performance may also vary by +/- 15%. Because there is no standardized testing procedure, tests used by other manufacturers could have different results. Therefore we recommend all products to be checked under the system operating conditions. This is also true for vibrations and mechanical stress as well as for pressure peaks and thermal stress and any other relevant factors. General tolerances according to DIN ISO 2768-vL. General tolerances for casted parts according EN ISO 8062-3 (DCTG 10). Tolerances for rubber parts are according to ISO 3302-1 (class M4-F+C). The tolerances of welding seams are defined by quality group D according to EN ISO 10042, if it is not specified on the actual scale drawing or data sheet. In addition to that we point out that any data sheet and corresponding scale drawing is no substitution for the manual.