

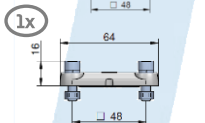
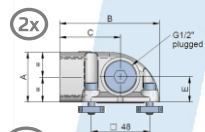

# Thermal Systems / Standard Range



## Hydraulic connection of asa rail system How to connect the asa rail system?

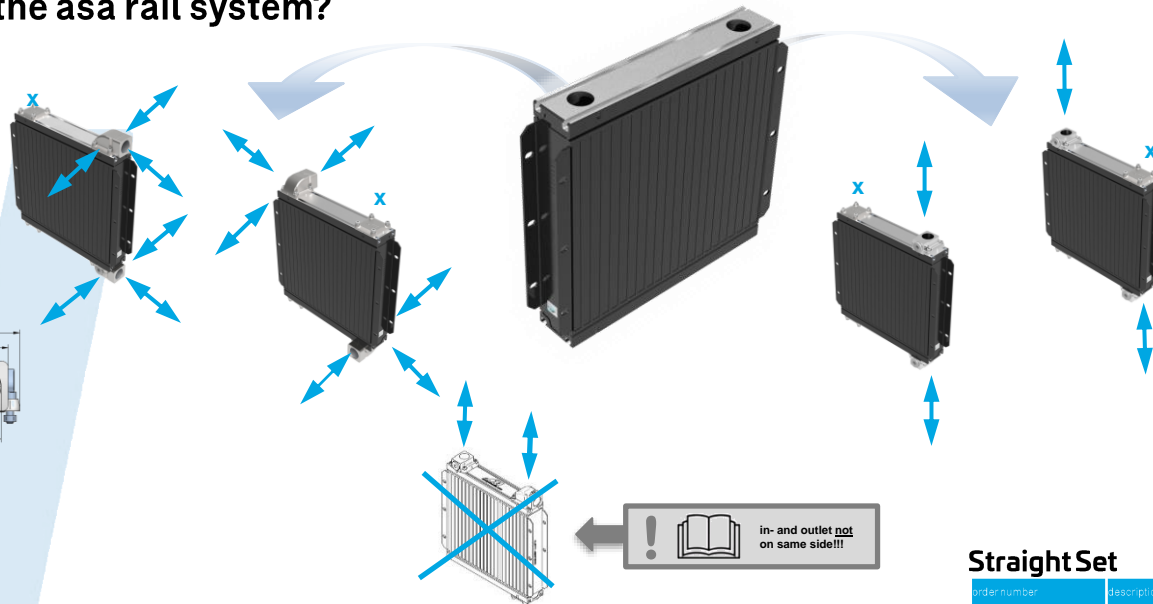
### Standard Set 90°

- 2x connector ports
- 1x blind port
- 3x o-rings fasteners



### Standard Set 90°

order number	description	A	B	C	D	E	G	weight
		[mm]	[mm]	[mm]	[mm]	[mm]		[kg]
ILLZSET5G25	asa rail connector BSP 1"	41	82	50	45	21	BSP 1"	1,20
ILLZSET5G32	asa rail connector BSP 1 1/4"	50	88	56	50	21	BSP 1 1/4"	1,30
ILLZSET5U16	asa rail connector UN 1 1/2"	41	82	50	45	21	UN 1 1/2"	1,10
ILLZSET5U20	asa rail connector UN 1 3/8"	50	88	56	50	21	UN 1 3/8"	1,30

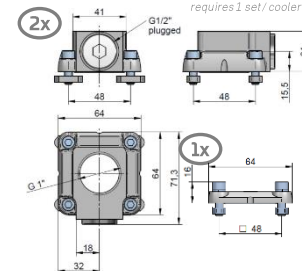


**!** in- and outlet **not** on same side!!!

All connector sets can be combined to any rail system cooler (with 3-hole configuration)!

### Straight Set

- 2x connector ports
- 1x blind port
- 3x o-rings fasteners



### Straight Set

order number	description	weight
ILLZSET5G25A	asa rail connection BSP 1" straight	0,80

### 90° + Straight Set

order number	description	weight
ILLZSET5G25B	asa rail connection BSP 1", 1 standard, 1 straight	0,90